


Rotary Screw Compressors ASD Series

With the world-renowned SIGMA PROFILE 

Free air delivery 0.87 to 6.26 m³/min, Pressure 5.5 – 15 bar



ASD series

ASD: Long-term savings

KAESER KOMPRESSOREN pushes the boundaries of compressed air efficiency once again with its latest generation of ASD series rotary screw compressors. Not only do they deliver more compressed air for less power consumption, but they also combine ease of use and maintenance with exceptional versatility and environmentally responsible design.

ASD – Quadruple savings

The new ASD compressors save energy in multiple ways: The compressor airends are equipped with flow-optimised SIGMA PROFILE rotors and are controlled and monitored via the industrial-PC based SIGMA CONTROL 2 compressor controller. This enables free air delivery to be precisely matched to actual compressed air demand and, together with Dynamic Control, effectively minimises costly idling periods.

Easy maintenance & savings

The distinctive and eye-catching design of these systems from the outside is complemented by intelligent component layout on the inside for even greater energy efficiency: All service and maintenance points are within easy reach and directly accessible. This saves both time and money when it comes to servicing.

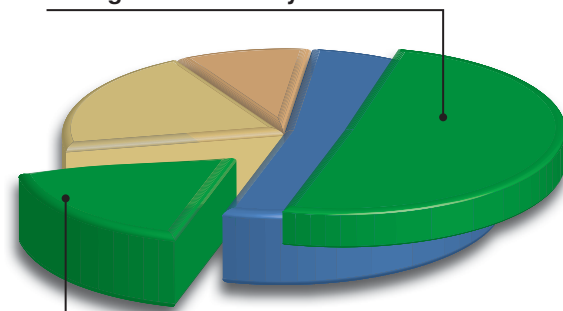
Perfect partners

ASD series rotary screw compressors are the perfect partners for high efficiency industrial compressed air stations. The internal SIGMA CONTROL 2 compressor controller offers numerous communication channels, which allows seamless connection with advanced master controllers, such as KAESER's SIGMA AIR MANAGER, and in-house centralised control systems. This enables simple set-up and achieves unprecedented levels of efficiency.


Electronic Thermo Management

Powered via an electric motor, the sensor-controlled temperature control valve integrated into the cooling circuit is the heart of the innovative Electronic Thermo Management (ETM) system. The SIGMA CONTROL 2 compressor controller monitors intake and compressor temperature in order to prevent condensate formation, even with differing air humidity conditions. ETM dynamically controls the fluid temperature – low fluid temperature enhances energy efficiency. It also enables the end user to better adapt heat recovery systems to suit his or her specific needs.

Potential energy cost savings through heat recovery



Energy cost savings through system optimisation



- Compressed air system investment
- Maintenance costs
- Energy costs
- Potential energy cost savings

Service-friendly design



Image: ASD 50



ASD series

Uncompromising efficiency



SIGMA PROFILE ^{air end}

At the heart of every ASD system lies a premium quality air end featuring KAESER's SIGMA PROFILE rotors. Operating at low speed, KAESER's air ends are equipped with flow-optimised rotors for superior efficiency.



Maximum efficiency: IE3 motors

The use of IE3 motors will become mandatory in the EU from 01.01.2015, but users can already enjoy the benefits that these premium efficiency motors have to offer by choosing KAESER ASD series rotary screw compressors.



SIGMA CONTROL 2

The SIGMA CONTROL 2 ensures efficient system control and monitoring. The large display and RFID reader provide effective communication and maximum security. Multiple interfaces offer exceptional flexibility, whilst the SD card slot makes updates quick and easy.



Electronic Thermo Management

The innovative Electronic Thermo Management (ETM) system dynamically controls fluid temperature to inhibit condensate accumulation. It also boosts efficiency by preventing unnecessarily high air end discharge temperatures with cooler intake temperatures.

ASD T series

Premium compressed air quality with an integrated refrigeration dryer


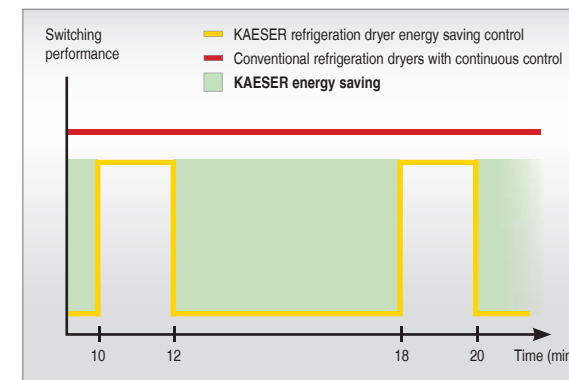


Image: ASD 50 T



Energy-saving control

The integrated refrigeration dryer in ASD T units provides high efficiency performance thanks to its energy-saving control. Because the dryer is active only when compressed air actually needs to be dried, the required compressed air quality is achieved with maximum efficiency.



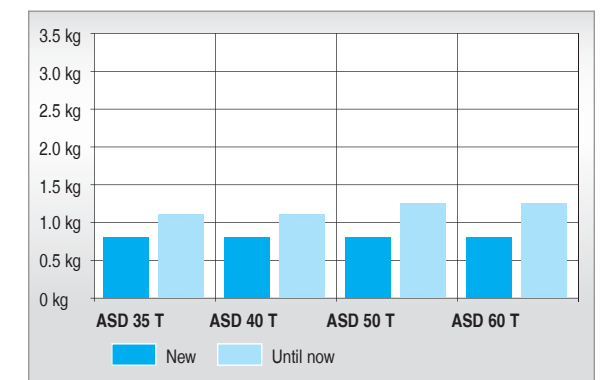
Refrigeration dryer with ECO-DRAIN

The refrigeration dryer also features an ECO-DRAIN condensate drain. It operates on a level-sensing basis and, in contrast to solenoid valve control, avoids air losses. This saves energy and considerably enhances the reliability of the compressed air supply.



Dependable centrifugal separator

A KAESER axial centrifugal separator fitted with an electronic ECO-DRAIN condensate drain installed upstream from of the refrigeration dryer ensures that condensate is reliably pre-separated and drained, even when ambient temperatures and humidity are high.

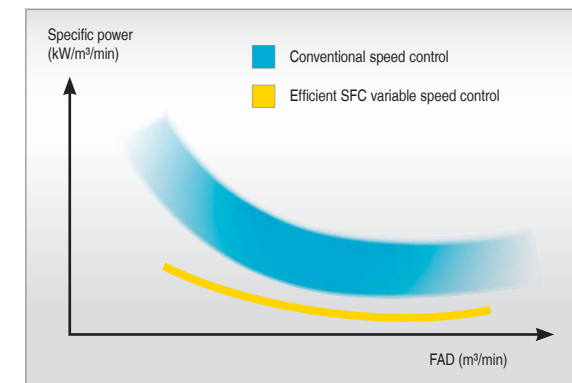


Minimal refrigerant required

The refrigeration dryers in KAESER's new ASD T units require approximately 36 % less refrigerant than conventional dryers. This not only saves costs, but is also significantly more environmentally compatible.

ASD SFC series

Variable speed control perfected



Optimised specific power

The variable speed compressor is the most heavily loaded piece of equipment in every compressor station. With its wide control range, the ASD SFC model is therefore designed with optimum efficiency in mind. This saves energy, maximises service life and enhances reliability.



Separate SFC control cabinet

The SFC variable speed drive is housed in its own control cabinet to shield it from heat from the compressor. A separate fan keeps operating temperatures in the optimum range to ensure maximum performance and service life.



Precise pressure control

The volumetric flow rate can be adjusted within the control range according to pressure. As a result, operating pressure is precisely maintained to within ± 0.1 bar. This allows maximum pressure to be reduced which saves both energy and money.



EMC-certified

It goes without saying that the SFC control cabinet and SIGMA CONTROL 2 are tested and certified both as individual components and as a system to EMC directive EN 55011 for Class A1 industrial power supplies.



Image: ASD 60 T SFC





Equipment

Complete unit

Ready-to-run, fully automatic, super-silenced, vibration damped, all panels powder coated. Suitable for use in ambient temperatures up to +45°C.

Sound insulation

Panels lined with laminated mineral wool.

Vibration dampening

Double insulated anti-vibration mountings using rubber bonded metal elements.

Airend

Genuine KAESER rotary screw, single stage airend with energy-saving SIGMA PROFILE and cooling fluid injection for optimised rotor cooling. Directly driven.

Drive

Direct, high-flex coupling, without gearing.

Electric motor

Premium efficiency IE3 motor, quality German manufacture, IP 55, ISO F for additional reserve; PT 100 winding temperature sensor for motor monitoring; externally lubricated bearings.

Electrical components

IP 54 control cabinet, control transformer, Siemens frequency converter, floating contacts for ventilation control.

Fluid and air flow

Dry air filter; pneumatic inlet and venting valve; cooling fluid reservoir with triple separator system; pressure relief valve, minimum pressure check valve,



Rotary screw airend with energy-saving SIGMA PROFILE rotors

Electronic Thermo Management (ETM) and eco fluid filter in the cooling fluid circuit; fully piped connections, flexible line connections.

Cooling

Air-cooled; separate aluminium cooler for compressed air and cooling fluid; radial fan with separate electric motor, Electronic Thermo Management (ETM).

Refrigeration dryer

CFC-free, R134a refrigerant, fully insulated, hermetically sealed refrigerant circuit, scroll refrigerant compressor with energy-saving shut-off feature, hot-gas bypass control, electronic condensate drain and upstream centrifugal separator.

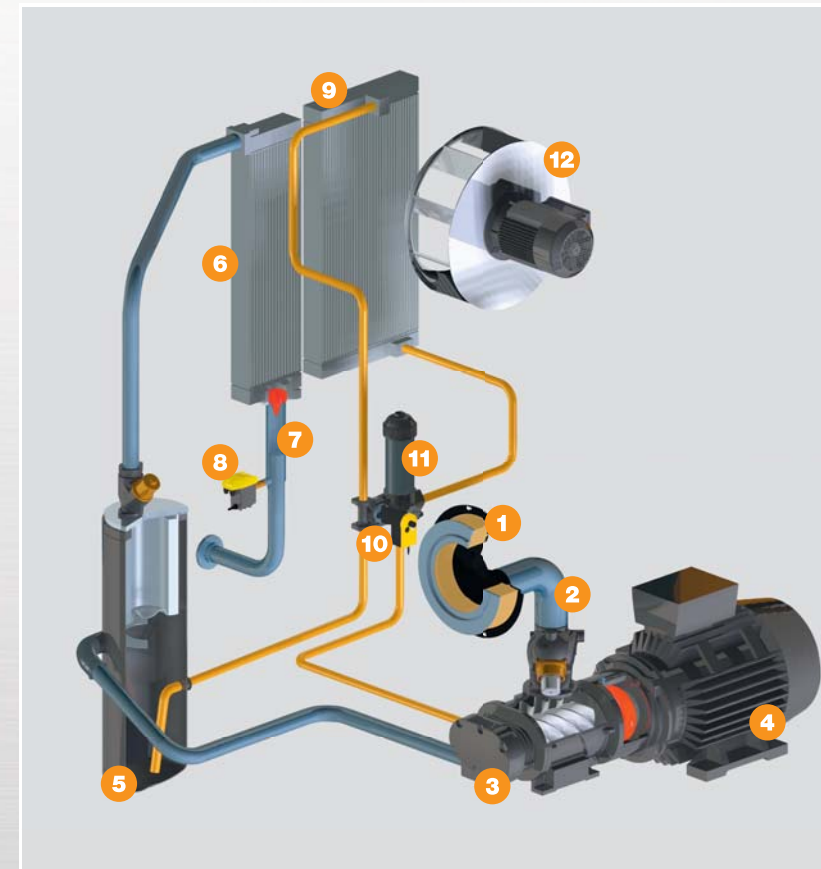
Heat recovery (HR)

Optionally available with integrated HR system (plate-type heat exchanger).

SIGMA CONTROL 2

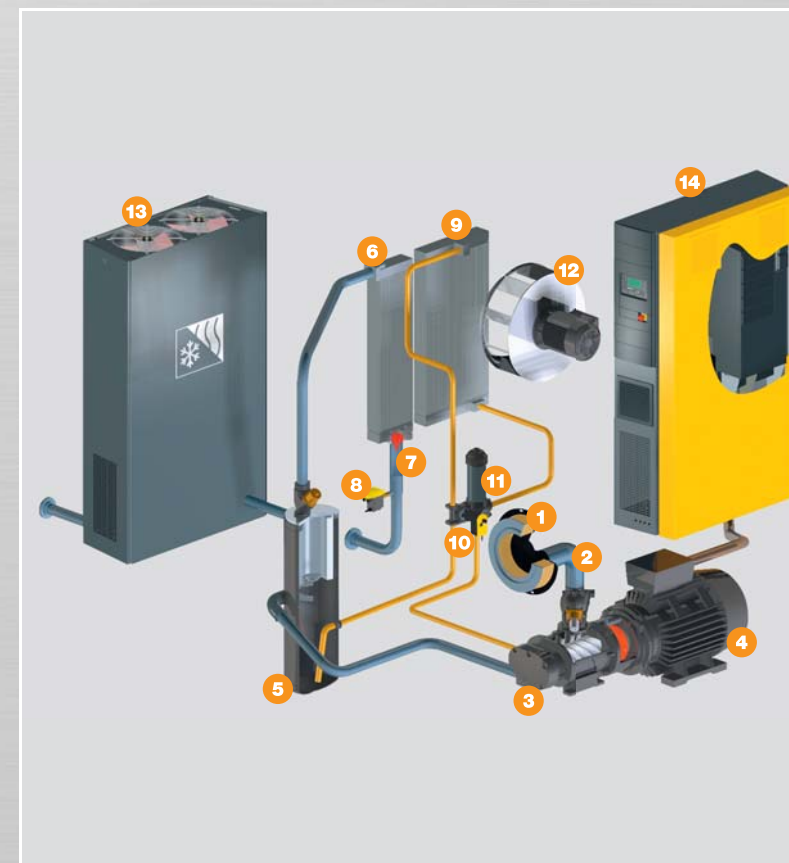
“Traffic light” LED indicators show operational status at a glance, plain text display, 30 selectable languages, soft-touch keys with icons, fully automated monitoring and control. Selection of Dual, Quadro, Vario, Dynamic and Continuous control as standard. Interfaces: Ethernet; additional optional communication modules for: Profibus DP, Modbus, Profinet and Devicenet; SD card slot for data recording and updates; RFID reader, web server.

General design



Standard version

- 1 Inlet filter
- 2 Inlet valve
- 3 Airend
- 4 Drive motor
- 5 Fluid separator
- 6 Aftercooler
- 7 KAESER centrifugal separator
- 8 Condensate drain (ECO-DRAIN)
- 9 Fluid cooler
- 10 Electronic Thermo Management
- 11 Fluid filter
- 12 Radial fan



T-SFC version

- 1 Inlet filter
- 2 Inlet valve
- 3 Airend
- 4 Drive motor
- 5 Fluid separator tank
- 6 Aftercooler
- 7 KAESER centrifugal separator
- 8 Condensate drain (ECO-DRAIN)
- 9 Fluid cooler
- 10 Electronic Thermo Management
- 11 Fluid filter
- 12 Radial fan
- 13 Integrated refrigeration dryer
- 14 Switching cabinet with integrated SFC frequency converter

Technical Specifications

Standard version

Model	Operating pressure bar	FAD*) Complete unit at operating pressure m³/min	Max. working pressure bar	Rated motor power kW	Dimensions W x D x H mm	Compressed air connection	Sound pressure level **) dB(A)	Weight kg
ASD 35	7.5	3.16	8.5	18.5	1,460 x 900 x 1,530	G 1¼	65	610
	10	2.63	12.0					
ASD 40	7.5	3.92	8.5	22	1,460 x 900 x 1,530	G 1¼	66	655
	10	3.13	12.0					
	13	2.58	15.0					
ASD 50	7.5	4.58	8.5	25	1,460 x 900 x 1,530	G 1¼	66	695
	10	3.85	12.0					
	13	3.05	15.0					
ASD 60	7.5	5.53	8.5	30	1,460 x 900 x 1,530	G 1¼	69	750
	10	4.49	12.0					
	13	3.71	15.0					



SFC - Version with variable speed drive

Model	Operating pressure bar	FAD*) Complete unit at operating pressure m³/min	Max. working pressure bar	Rated motor power kW	Dimensions W x D x H mm	Compressed air connection	Sound pressure level **) dB(A)	Weight kg
ASD 40 SFC	7.5	1.02 - 4.58	8.5	22	1,540 x 900 x 1,530	G 1¼	68	755
ASD 50 SFC	7.5	1.05 - 5.18	8.5	25	1,540 x 900 x 1,530	G 1¼	68	735
	10	1.00 - 4.52	13					
	13	0.92 - 3.76	13					
ASD 60 SFC	7.5	1.26 - 6.04	8.5	30	1,540 x 900 x 1,530	G 1¼	70	795
	10	1.00 - 4.70	15					
	13	0.92 - 4.08	15					



*) FAD in accordance with ISO 1217 : 2009, Annex C: Absolute intake pressure 1 bar (a), cooling and air intake temperature 20 °C

**) Sound pressure level as per ISO 2151 and the basic standard ISO 9614-2, operation at maximum operating pressure and maximum speed, tolerance: ± 3 dB (A)

T - Version with integrated refrigeration dryer (R 134a refrigerant)

Model	Operating pressure bar	FAD*) Complete unit at operating pressure m³/min	Max. working pressure bar	Rated motor power kW	Refrigeration dryer power consumption **) kW	Dimensions W x D x H mm	Compressed air connection	Sound pressure level **) dB(A)	Weight kg
ASD 35 T	7.5	3.16	8.5	18.5	0.8	1,770 x 900 x 1,530	G 1¼	65	705
	10	2.63	12.0						
ASD 40 T	7.5	3.92	8.5	22	0.8	1,770 x 900 x 1,530	G 1¼	66	750
	10	3.13	12.0						
	13	2.58	15.0						
ASD 50 T	7.5	4.58	8.5	25	0.8	1,770 x 900 x 1,530	G 1¼	66	790
	10	3.85	12.0						
	13	3.05	15.0						
ASD 60 T	7.5	5.53	8.5	30	0.8	1,770 x 900 x 1,530	G 1¼	69	845
	10	4.49	12.0						
	13	3.71	15.0						



T SFC - Version with variable speed drive and integrated refrigeration dryer

Model	Operating pressure bar	FAD*) Complete unit at operating pressure m³/min	Max. working pressure bar	Rated motor power kW	Refrigeration dryer power consumption **) kW	Dimensions W x D x H mm	Compressed air connection	Sound pressure level **) dB(A)	Weight kg
ASD 40 T SFC	7.5	1.02 - 4.58	8.5	22	0.8	1,850 x 900 x 1,530	G 1¼	68	850
ASD 50 T SFC	7.5	1.05 - 5.18	8.5	25	0.8	1,850 x 900 x 1,530	G 1¼	68	830
	10	1.00 - 4.52	13						
	13	0.92 - 3.76	13						
ASD 60 T SFC	7.5	1.26 - 6.04	8.5	30	0.8	1,850 x 900 x 1,530	G 1¼	70	890
	10	1.00 - 4.70	15						
	13	0.92 - 4.08	15						



KAESER – The world is our home

As one of the world's largest manufacturers of rotary screw compressors, KAESER KOMPRESSOREN is represented throughout the world by a comprehensive network of branches, subsidiary companies and authorised partners in over 100 countries.

With innovative products and services, KAESER KOMPRESSOREN's experienced consultants and engineers help customers to enhance their competitive edge by working in close partnership to develop progressive system concepts that continuously push the boundaries of performance and compressed air efficiency. Moreover, the decades of knowledge and expertise from this industry-leading system provider are made available to each and every customer via the KAESER group's global computer network.

These advantages, coupled with KAESER's worldwide service organisation, ensure that all products operate at the peak of their performance at all times and provide maximum availability.

