

Screw compressors

RS 11.0 – 75.0

RSF 11.0 – 75.0

 Made in Germany



Motor power: 11.0 to 75.0 kW



RS-TOP 11.0 – 15.0 / RS 18.5 – 75.0
RSF 11.0 – 75.0



RSK-TOP 11.0 – 15.0 / RSK 18.5 – 45.0
RSKF 11.0 – 45.0



RSD 11.0 – 15.0
RSDF 11.0 – 15.0



RSDK 11.0 – 15.0
RSDKF 11.0 – 15.0

RENNER GmbH Kompressoren – Success Rooted in Tradition.

RENNER GmbH Kompressoren have been known for reliable compressed air for more than 20 years. As a family owned business with fast decision-making processes, we set the benchmarks in developing, manufacturing and selling efficient screw compressors.

RENNER has more than one hundred employees to provide you with first-class technical advice, robust engineering in compressor construction technology in more than one hundred countries. We offer fast maintenance services in Germany and all over the world through our large distributor network.

You can rely on our high quality standards not only in the field of screw compressors but also in the segments of oil-free compressed air and piston compressors. We are proud to assist you as a competent sales and service partner worldwide!





Air end encapsulated



Pivoting motor base



Exhaust air box
(RS-TOP, optional)



Oil thermo valve

The Product

Oil-injected screw compressors represent the most modern and cost-effective method of generating compressed air. This type of compression highlights RENNER's advanced know how. With a range of performance from 3 to 355 kW, our compressors reach a maximum pressure of up to 15 bars. RENNER screw compressors with their asymmetric profile are designed for intense industrial use. When developing a product, RENNER places great importance to cost-effectiveness, long service life as well as low maintenance cost!

The new RS-TOP model range:

Smaller.

The machine requires a smaller footprint. The belts are tightened by a pivoting motor base. There is no need for a belt tensioner. A more stable connection between belt and pulley disk results in a better power transmission.

Quieter.

A further noise reduction of about 4 dB is obtained by an additional rear duct silencer (reduction from 64 to 60 dB).

Easier to maintain.

The oil thermo valve is conveniently positioned. Only high temperature hoses are used.

Advantages RS-serie:

- 2-year warranty
- Encapsulated air end:
Compact design eliminates unwanted pipe work and potential oil leaks, as well as the need for pressure test certificates. Spin on & off separators save time and reduce maintenance costs.
- Easily removable doors:
Easily accessible individual components simplify maintenance procedures which results in low costs for the end user.
- Standard components:
High quality parts made in Germany and use of standard mineral oil ensure long lifetime and low operating costs.

Electronic controls for compressors

The standard, high quality electronic control has terminals for an external on/off switch and potential-free contacts for error and operating messages.

Also it has an option to automatically restart the compressor after a power failure (AWAL) and can switch the compressor off via an external error signal.

Other electronic controls apart from the standard RENNERlogic are available as an option. The advantages are summarised below at a glance:

RENNERtronic:

- Energy saving
- Safe running of the compressor
- Controls and monitors the units
- Easy to use
- Better operational safety
- Can be expanded according to specific customer requirements
- Optional compressor monitoring



RENNERtronic Plus:

- Easier operation due to a larger display
- Real-time clock
- Integrated timer with 7 channels
- Monitoring of system pressure
- Base-load change over (BLCO)
- facilitated connection to other compressors
- Profibus and Modbus connection
- additional functions and statistical evaluations



Contact us for more detailed information on RENNER controls.

Energy Savings: Compressors with Variable Speed Control The RSF Range features high Quality & Efficiency

RENNER screw compressors with frequency control are designed for tough industrial application. Additionally the compressors are equipped with the RENNERtronic intelligent control and monitoring system.

Do you know how much energy your compressed air station requires and how much goes to waste?

About 60,000 compressed air stations in Germany consume 14 billion kWh of electricity annually. This corresponds to 5% of the electricity consumption of all German industrial plants. The energy savings potential of 30% is immense (4.2 billion kWh)! Moreover your commitment can contribute to reducing environmental pollution.

Compressed air stations work in the most efficient and economical way, if the entire system has been fine tuned. RENNER, the experienced German manufacturer of quality compressor systems, together with its reliable local distributors, can meet these requirements and get the job done for you.

Our partners in distribution are qualified to check your compressed air station in order to determine your savings potential and guarantee long-term economical operation. We can demonstrate to you how you could benefit by bringing down your operating cost and making an active contribution to reducing CO₂ emissions at the same time.

RENNER Variable Speed Control

Strong fluctuations of compressed air cannot be avoided in many operations. Even in such cases compressed air can be generated economically – the frequency controlled RENNER screw compressors guarantee a cost efficient steady flow of compressed air.

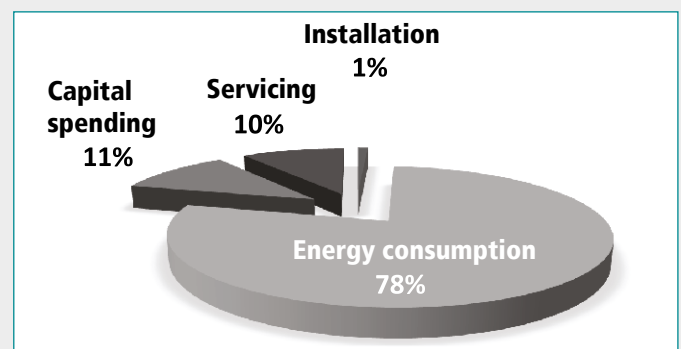
Advantages of the REflex-function

All RENNER compressors with variable speed control adapt in frequency and FAD flexibly and automatically to the current pressure. Thus, the compressor delivers optimum FAD within the set pressure range (6-10 bar) at all times.

- FAD and control range automatically adapt to the current pressure
- Speed and workload limit of the motor are observed
- If pressure drops due to higher compressed air extraction, the REflex-function releases reserves that increase FAD. Thus sufficient air supply is guaranteed.
- The pressure range of 6 - 10 bar can be variably adjusted without having to change pulley and belt.

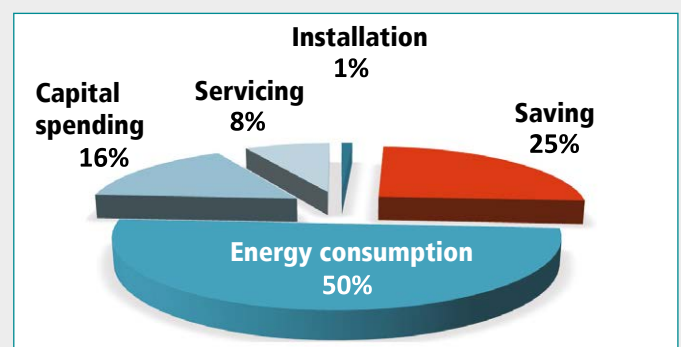
Comparing total cost after 5 years:

Conventional compressor station:



After 5 years of operation, the energy costs are usually 78% of the total cost of a conventional compressor. The only way to reduce the overall cost is to the cost of energy.

RENNER's RS-F compressors with variable speed control:



A RENNER RSF compressor can save up to 35% of your energy costs. This yields total savings of 25% of your compressor station and improves your overall energy balance considerably.

Optimum use of energy: RENNER screw compressors with variable speed control

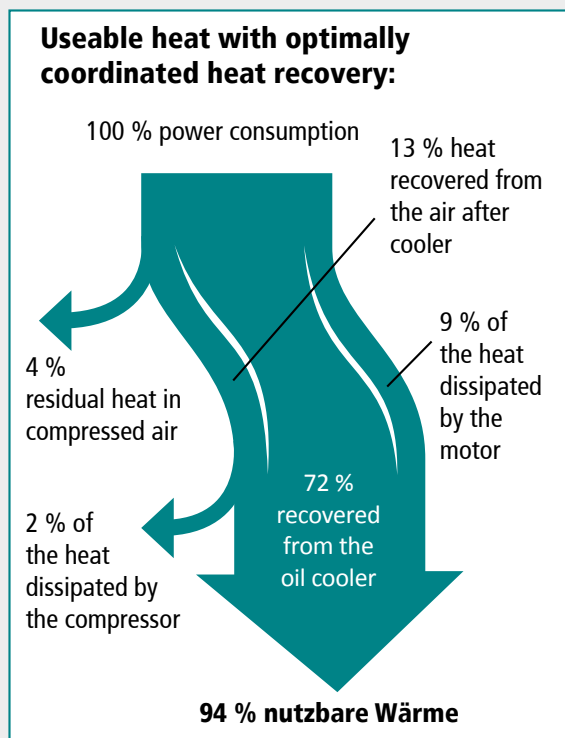
- Use of an efficient compressor control like RENNERconnect
- Use of heat recovery systems
- Use of advanced compressed air piping systems without leakage
- Regular service by factory-trained service technicians

Optional: Internal and external heat recovery.

When using screw compressors, a large amount of heat is generated in addition to the desired main product – compressed air. With RENNER heat recovery, you can regain up to 85% of the energy you have already used as heat in the form of hot air, industrial water or hot water. This makes sense ecologically and saves a great deal of money!



Heat recovery with integrated plate heat exchanger



- for RENNER screw compressors 2.2 kW – 355 kW
- standard: inlet temp 15°C, outlet 65°C (industrial water) or inlet temp 35°C, outlet 65°C (heating)
- other temperature ranges available on request
- safety heat exchanger

External heat exchanger

The external heat exchanger impresses with very easy installation; an installer connects it to the existing water circuit. No external energy is required for operation!





Screw compressors

RS-TOP 11.0 – 15.0
 RS 18.5 – 55.0
 RS 75.0 incl. electronic control RENNERtronic

RS-TOP 11.0 + 15.0 / RS 18.5 – 75.0

Model	Free air delivery								Motor power kW / HP	Compressed air outlet inch	Noise level dB(A) ⁽¹⁾	Dimensions L x W x H mm	Weight kg	
	7,5 bar m ³ /min / cfm		10 bar m ³ /min / cfm		13 bar m ³ /min / cfm		15 bar m ³ /min / cfm							
RS-TOP 11.0	1.76	62	1.50	53	1.16	41	0.93	33	11.0	15.0	G $\frac{3}{4}$	70/66 ⁽²⁾	657 x 575 x 1255	277/296 ⁽³⁾
RS-TOP 15.0	2.24	79	1.96	69	1.51	53	1.24	44	15.0	20.0	G $\frac{3}{4}$	70/66 ⁽²⁾	657 x 575 x 1255	287/306 ⁽³⁾
RS 18.5	2.91	103	2.62	93	2.20	78	1.89	67	18.5	25.0	G1 $\frac{1}{4}$	71	1287 x 799 x 1296	544
RS 22.0	3.46	122	3.10	109	2.66	94	2.31	82	22.0	29.5	G1 $\frac{1}{4}$	71	1287 x 799 x 1296	559
RS 1-30.0	4.38	155	4.01	142	3.52	124	3.02	107	30.0	40.0	G1 $\frac{1}{4}$	72	1287 x 799 x 1296	609
RS 2-30.0	5.05	178	4.28	151	3.76	133	3.40	120	30.0	40.0	G1 $\frac{1}{4}$	74	1398 x 939 x 1580	827
RS 37.0	6.15	217	5.24	185	4.56	161	4.15	147	37.0	49.5	G1 $\frac{1}{4}$	75	1398 x 939 x 1580	840
RS 45.0	7.25	256	6.51	230	5.55	196	5.03	178	45.0	60.5	G1 $\frac{1}{4}$	75	1398 x 939 x 1580	986
RS 55.0	9.55	337	8.23	291	7.05	249	6.23	220	55.0	74.0	G2	76	1754 x 1104 x 1697	1257
RS 75.0 ⁽³⁾	12.10	427	10.35	365	9.20	325	8.10	286	75.0	100	G2	76	1754 x 1104 x 1697	1367

⁽¹⁾ according to DIN EN ISO 2151:2009 ⁽²⁾ without rear duct silencer / with rear duct silencer ⁽³⁾ Standard: with RENNERtronic
 All models up to 45.0 kW with ball valve and electrical feed cable.

Options	Part no.
Rotation direction control via phase rotation control	10867
Electronic control RENNERtronic	10869
Electronic control RENNERtronic Plus	00829
Electronic control RENNERtronic Plus for RS 75,0	05591
External motor greasing (only RS 75,0)	00846
Rear duct silencer for RS-TOP (sound reduction of about 4dB) 11.0 + 15.0 kW compressor overall dimensions: Length +270mm	05421
Exhaust air box RS-TOP 11.0 + 15.0 kW	00863

Screw compressors

RSF 11.0 – RSF 75.0
with variable speed control, electronic control RENNERtronic
and pre-filter frame



RSF 11.0 – 75.0

Model	Free air delivery (REflex) ⁽²⁾				Free air delivery		Motor power		Com-pressed air outlet	Noise level	Dimensions L x W x H	Weight
	min. m ³ /min / cfm	max. at 6 bar m ³ /min / cfm	max. at 8 bar m ³ /min / cfm	max. at 10 bar m ³ /min / cfm	13 bar m ³ /min / cfm	15 bar m ³ /min / cfm	kW / HP	inch				
RSF 11.0	0.55 / 19	1.89 / 67	1.69 / 70	1.50 / 53	0.43-1.16 / 16-41	0.35-0.93 / 12-33	11.0	15.0	G¾	70	998x671x1123	331
RSF 15.0	0.76 / 27	2.35 / 83	2.15 / 76	1.96 / 69	0.56-1.51 / 20-53	0.46-1.24 / 16-44	15.0	20.0	G¾	70	998x671x1123	342
RSF 18.5	0.98 / 34	3.14 / 111	2.88 / 102	2.62 / 93	0.82-2.20 / 29-78	0.70-1.89 / 25-67	18.5	25.0	G1¼	71	1287x799x1296	573
RSF 22.0	1.15 / 41	3.72 / 131	3.41 / 120	3.10 / 109	0.99-2.66 / 35-94	0.86-2.31 / 30-82	22.0	30.0	G1¼	71	1287x799x1296	588
RSF 1-30.0	1.50 / 53	4.81 / 170	4.41 / 156	4.01 / 142	1.32-3.52 / 47-124	1.13-3.02 / 40-107	30.0	40.0	G1¼	72	1384x799x1296	667
RSF 2-30.0	1.59 / 56	5.39 / 190	4.83 / 171	4.28 / 151	1.40-3.76 / 50-133	1.26-3.40 / 45-120	30.0	40.0	G1¼	74	1548x939x1580	868
RSF 37.0	1.94 / 69	6.60 / 233	5.92 / 209	5.24 / 185	1.70-4.56 / 60-161	1.54-4.15 / 54-147	37.0	50.0	G1¼	75	1548x939x1580	884
RSF 45.0	2.67 / 94	7.81 / 276	7.16 / 253	6.51 / 230	2.28-5.55 / 81-196	2.07-5.03 / 73-178	45.0	60.0	G1¼	75	1548x939x1580	1051
RSF 55.0	3.28 / 116	10.20 / 360	9.21 / 325	8.23 / 291	2.64-7.05 / 93-249	2.33-6.23 / 82-220	55.0	75.0	G2	76	1754x1104x1697	1297
RSF 75.0	4.19 / 148	12.83 / 453	11.59 / 409	10.35 / 366	3.66-9.20 / 129-325	3.23-8.10 / 114-286	75.0	100	G2	76	1754x1104x1697	1440

⁽¹⁾according to DIN EN ISO 2151:2009 ⁽²⁾REflex Control: 6 to 10 bar, continuously variable
All models up to 45.0 kW with ball valve and electrical feed cable.

Options

Electronic control RENNERtronic Plus

Part no.

05591



Screw compressors

RSK-TOP 11.0 – 15.0 with attached refrigeration dryer

RSK 18.5 – 45.0 with attached refrigeration dryer

RSK-TOP 11.0 + 15.0 / RSK 18.5 – 45.0

Model	Free air delivery								Motor power kW / HP	Compressed air outlet inch	Noise level dB(A) ⁽¹⁾	Dimensions L x W x H mm	Weight kg	
	7,5 bar m ³ /min / cfm		10 bar m ³ /min / cfm		13 bar m ³ /min / cfm		15 bar m ³ /min / cfm							
RSK-TOP 11.0	1.76	62	1.50	53	1.16	41	0.95	34	11.0	15.0	G $\frac{3}{4}$	66	1182 x 575 x 1255	347
RSK-TOP 15.0	2.24	79	1.96	69	1.51	53	1.24	44	15.0	20.0	G $\frac{3}{4}$	66	1272 x 575 x 1255	357
RSK 18.5	2.91	2.91	103	2.62	93	2.20	78	1.89	67	18.5	25.0	71	1632 x 799 x 1296	595
RSK 22.0	3.46	3.46	122	3.10	109	2.66	94	2.31	82	22.0	29.5	71	1636 x 799 x 1296	642
RSK 1-30.0	4.38	4.38	155	4.01	142	3.52	124	3.02	107	30.0	40.0	72	1636 x 799 x 1296	692
RSK 2-30.0	5.05	5.05	178	4.28	151	3.76	133	3.40	120	30.0	40.0	74	1746 x 939 x 1580	901
RSK 37.0	6.15	6.15	217	5.24	185	4.56	161	4.15	147	37.0	49.5	75	1746 x 939 x 1580	923
RSK 45.0	7.25	7.25	256	6.51	230	5.55	196	5.03	178	45.0	60.5	75	1746 x 939 x 1580	1069

⁽¹⁾ according to DIN EN ISO 2151:2009 All models with ball valve and electrical feed cable.

Options

	Part no.
Rotation direction control via phase rotation control	10867
Electronic control RENNERtronic	10869
Electronic control RENNERtronic Plus	00829
Level actuated drain for refrigeration dryer	05311

Screw compressors

RSKF 11.0 – RSKF 45.0
with attached refrigeration dryer, variable speed control,
electronic control RENNERtronic and pre-filter frame



RSKF 11.0 – 45.0

Model	Free air delivery (REflex) ⁽²⁾				Free air delivery		Motor power		Compressed air outlet	Noise level	Dimensions L x W x H	Weight
	min. m ³ /min / cfm	max. at 6 bar m ³ /min / cfm	max. at 8 bar m ³ /min / cfm	max. at 10 bar m ³ /min / cfm	13 bar m ³ /min / cfm	15 bar m ³ /min / cfm	kW / HP	inch				
RSKF 11.0	0.55 / 19	1.89 / 67	1.69 / 70	1.50 / 53	0.43-1.16 / 16-41	0.35-0.93 / 12-33	11.0	15.0	G¾	70	1253x671x1123	382
RSKF 15.0	0.76 / 27	2.35 / 83	2.15 / 76	1.96 / 69	0.56-1.51 / 20-53	0.46-1.24 / 16-44	15.0	20.0	G¾	70	1343x671x1123	393
RSKF 18.5	0.98 / 34	3.14 / 111	2.88 / 102	2.62 / 93	0.82-2.20 / 29-78	0.70-1.89 / 25-67	18.5	25.0	G1¼	71	1632x799x1296	624
RSKF 22.0	1.15 / 41	3.72 / 131	3.41 / 120	3.10 / 109	0.99-2.66 / 35-94	0.86-2.31 / 30-82	22.0	30.0	G1¼	71	1636x799x1296	671
RSKF 1-30.0	1.50 / 53	4.81 / 170	4.41 / 156	4.01 / 142	1.32-3.52 / 47-124	1.13-3.02 / 40-107	30.0	40.0	G1¼	72	1736x799x1296	750
RSKF 2-30.0	1.59 / 56	5.39 / 190	4.83 / 171	4.28 / 151	1.40-3.76 / 50-133	1.26-3.40 / 45-120	30.0	40.0	G1¼	74	1896x939x1580	951
RSKF 37.0	1.94 / 69	6.60 / 233	5.92 / 209	5.24 / 185	1.70-4.56 / 60-161	1.54-4.15 / 54-147	37.0	50.0	G1¼	75	1896x939x1580	967
RSKF 45.0	2.67 / 94	7.81 / 276	7.16 / 253	6.51 / 230	2.28-5.55 / 81-196	2.07-5.03 / 73-178	45.0	60.0	G1¼	75	1896x939x1580	1134

⁽¹⁾according to DIN EN ISO 2151:2009 ⁽²⁾REflex Control: 6 to 10 bar, continuously variable
All models with ball valve and electrical feed cable.

Options

Options	Part no.
Electronic control RENNERtronic Plus	05591
Level actuated drain for refrigeration dryer	05311



Screw compressors

RSD 11.0 + 15.0 on air receiver

RSDK 11.0 + 15.0 on air receiver with attached refrigeration dryer

Air receivers according to AD2000 directives (from 250 ltr with hand-hole)

RSD 11.0 + 15.0 / RSDK 11.0 + 15.0

Model	Free air delivery								Motor power		Compressed air outlet	Noise level	Air receiver	Dimensions L x W x H	Weight
	7,5 bar		10 bar		13 bar		15 bar		kW / HP	inch					
	m ³ /min / cfm	m ³ /min / cfm	m ³ /min / cfm	m ³ /min / cfm	m ³ /min / cfm	m ³ /min / cfm	m ³ /min / cfm	m ³ /min / cfm							
RSD 11.0	1.76	62	1.50	53	1.16	41	0.93	33	11.0	15.0	G ³ / ₄	70	250	1410 x 671 x 1653	402
RSD 15.0	2.24	79	1.96	69	1.51	53	1.24	44	15.0	20.0	G ³ / ₄	70	250	1410 x 671 x 1653	412
RSDK 11.0	1.76	62	1.50	53	1.16	41	0.93	33	11.0	15.0	G ³ / ₄	70	250	1410 x 671 x 1653	453
RSDK 15.0	2.24	79	1.96	69	1.51	53	1.24	44	15.0	20.0	G ³ / ₄	70	250	1410 x 671 x 1653	463



Screw compressors

RSD-ECN 11.0 + 15.0 on ECN air receiver

RSDK-ECN 11.0 + 15.0 on ECN air receiver with attached refrigeration dryer

ECN air receiver with inspection opening 2" according to AD2000 directives

RSD-ECN 11.0 + 15.0 / RSDK-ECN 11.0 + 15.0

Model	Free air delivery				Motor power		Compressed air outlet	Noise level	Air receiver	Dimensions L x W x H	Weight
	7,5 bar		10 bar		kW						
	m ³ /min / cfm	m ³ /min / cfm	m ³ /min / cfm	m ³ /min / cfm							
RSD-ECN 11.0	1.76	62	1.50	53	11.0	15.0	G ³ / ₄	70	270	1480 x 671 x 1703	410
RSD-ECN 15.0	2.24	79	1.96	69	15.0	20.0	G ³ / ₄	70	270	1480 x 671 x 1703	420
RSDK-ECN 11.0	1.76	62	1.50	53	11.0	15.0	G ³ / ₄	70	270	1480 x 671 x 1703	461
RSDK-ECN 15.0	2.24	79	1.96	69	15.0	20.0	G ³ / ₄	70	270	1480 x 671 x 1703	471

Optionen

Optionen	Artikel-Nr.
Rotation direction control via phase rotation control	10867
Powder-coated 500 ltr air receiver (supplement on price of powder-coated 250 ltr air receiver version)	10871
500 ltr ECN air receiver (supplement on price of 270 ltr ECN air receiver version)	01714
Galvanized 250 ltr air receiver (supplement on price of powder-coated 250 ltr air receiver version)	10868
Galvanized 500 ltr air receiver (supplement on price of powder-coated 500 ltr air receiver version)	10870
Electronic control RENNERtronic	10869
Electronic control RENNERtronic Plus	00829
Level actuated drain for refrigeration dryer	05311
Kit for air receiver with level-controlled condensate drain	03162
Metal bumper set for 250/270/500 ltr air receiver (consisting of 4 pieces, each Ø 75mm / height 40mm)	15221

⁽¹⁾ according to DIN EN ISO 2151:2009 All models with ball valve and electrical feed cable.

We reserve the right to make technical modifications.

Screw compressors

RSDF 11.0 + RSDF 15.0 on air receiver, with variable speed control and pre-filter frame
 RSDKF 11.0 + RSDKF 15.0 on air receiver, with refrigeration dryer, variable speed control and pre-filter frame
 All with electronic control RENNERtronic, air receivers according to AD2000 directives (from 250 ltr with hand-hole)



RSDF 11.0 + 15.0 / RSDKF 11.0 + 15.0

Model	Free air delivery (REflex) ⁽²⁾				Free air delivery		Motor power		Compressed air outlet	Noise level	Air receiver	Dimensions L x W x H	Weight
	min. m ³ /min / cfm	max. at 6 bar m ³ /min / cfm	max. at 8 bar m ³ /min / cfm	max. at 10 bar m ³ /min / cfm	13 bar m ³ /min / cfm	15 bar m ³ /min / cfm	kW / HP						
RSDF 11.0	0.55 / 19	1.89 / 67	1.69 / 60	1.50 / 53	0.43-1.16 / 16-41	0.35-0.93 / 12-33	11.0	15.0	G $\frac{3}{4}$	70	250	1410x671x1653	417
RSDF 15.0	0.76 / 27	2.35 / 83	2.15 / 76	1.96 / 69	0.56-1.51 / 20-53	0.46-1.24 / 16-44	15.0	20.0	G $\frac{3}{4}$	70	250	1410x671x1653	428
RSDKF 11.0	0.55 / 19	1.89 / 67	1.69 / 60	1.50 / 53	0.43-1.16 / 16-41	0.35-0.93 / 12-33	11.0	15.0	G $\frac{3}{4}$	70	250	1410x671x1653	468
RSDKF 15.0	0.76 / 27	2.35 / 83	2.15 / 76	1.96 / 69	0.56-1.51 / 20-53	0.46-1.24 / 16-44	15.0	20.0	G $\frac{3}{4}$	70	250	1410x671x1653	479

Screw compressors

RSDF-ECN 11.0 + 15.0 on ECN air receiver with variable speed control and pre-filter frame
 RSDKF-ECN 11.0 + 15.0 on air receiver, with refrigeration dryer, variable speed control and pre-filter frame,

All with RENNERtronic, air receivers with 2" opening acc. to AD2000 directives



RSDF-ECN 11.0 + 15.0 / RSDKF-ECN 11.0 + 15.0

Model	Free air delivery (REflex) ⁽²⁾				Motor power		Compressed air outlet	Noise level	Air receiver	Dimensions L x W x H	Weight				
	min. m ³ /min / cfm	max. at 6 bar m ³ /min / cfm	max. at 8 bar m ³ /min / cfm	max. at 10 bar m ³ /min / cfm	kW / HP							inch	dB(A) ⁽¹⁾	ltr	mm
RSDF-ECN 11.0	0.55	19	1.89	67	1.69	60	1.50	53	11.0	15.0	G $\frac{3}{4}$	70	270	1480 x 671 x 1703	425
RSDF-ECN 15.0	0.76	27	2.35	83	2.15	76	1.96	69	15.0	20.0	G $\frac{3}{4}$	70	270	1480 x 671 x 1703	436
RSDKF-ECN 11.0	0.55	19	1.89	67	1.69	60	1.50	53	11.0	15.0	G $\frac{3}{4}$	70	270	1480 x 671 x 1703	476
RSDKF-ECN 15.0	0.76	27	2.35	83	2.15	76	1.96	69	15.0	20.0	G $\frac{3}{4}$	70	270	1480 x 671 x 1703	487

Optionen

Optionen	Part no
Powder-coated 500 ltr air receiver (supplement on price of powder-coated 250 ltr air receiver version)	10871
500 ltr ECN air receiver (supplement on price of 270 ltr ECN air receiver version)	01714
Galvanized 250 ltr air receiver (supplement on price of powder-coated 250 ltr air receiver version)	10868
Galvanized 500 ltr air receiver (supplement on price of powder-coated 500 ltr air receiver version)	10870
Electronic control RENNERtronic Plus	05591
Level actuated drain for refrigeration dryer	05311
Kit for air receiver with level-controlled condensate drain	03162
Metal bumper set for 250/270/500 ltr air receiver (consisting of 4 pieces, each \varnothing 75mm / height 40mm)	15221

RENNER – THE SPECIALIST IN COMPRESSORS




Founded in 1994, this family run company employs a highly motivated and successful team specialising in the development and production of economic compressor systems. The structure and size of the company guarantees flexible decision-making and quick realisation, thus ensuring that new developments meet the needs of the market.

THE RENNER MANUFACTURING AND SUPPLY PROGRAMME:

We can supply you with the right compressor for any application – guaranteed.

SCREW COMPRESSORS:

- from 2.2 – 355.0 kW, also for oil-free compressed air of breathable quality
- water-injected screw compressors from 18.5 – 120.0 kW 
- up to 40 bar, e.g. for manufacture of PET bottles
- as compact units with compressed air tank, refrigerant drier and frequency control
- special version with plate heat exchanger – save energy and money!
- customised models, mobile/portable, built-in units, designed to customer specifications
- for special applications: gas compression, operation of drilling apparatus, rail and special-purpose vehicles

SCROLL COMPRESSORS:

- for oil-free compressed air from 1.5 – 30.0 kW



PISTON COMPRESSORS:

- from 1.5 – 11.0 kW
- stationary or mobile, with or without sound insulation

COMPRESSED AIR ACCESSORIES:

- compressed air filters, air receivers, refrigeration dryers, adsorption dryers, condensate drains and oil/water separation systems

Supplied by your RENNER distributor:

RENNER GmbH · Kompressoren

Emil-Weber-Straße 32
D-74363 Güglingen

Telefon +49 (0) 7135 93193-0
Fax +49 (0) 7135 93193-50

E-Mail: info@renner-kompressoren.de
www.renner-kompressoren.de

